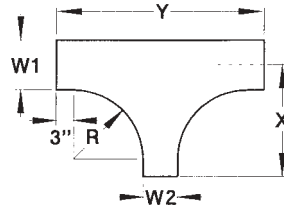




H-Style Fittings Horizontal Reducing Tee

Aluminum Cable Tray



Part Numbering System

AHF-7-36-24-L-RT12



Selection Guide

Tray Widths W1: **36, 30, 24, 18, 12, 9**

Tray Widths W2: **30, 24, 18, 12, 9, 6**

Nominal Radius: **12, 24, 36, 48**

Bottom Styles: **L**- Ladder, **V**- Ventilated, **S**- Solid

Side Rail Depth: **4"- 7"**

Technical Specifications

Aluminum
Fittings

Horizontal REDUCING TEE – H-Style

Widths		Catalogue Number	(+ 12" Nominal Radius		(+ 24" Nominal Radius		(+ 36" Nominal Radius		(+ 48" Nominal Radius	
W1	W2		X	Y	X	Y	X	Y	X	Y
36	30	AHF(+)-3630-(*)-RT(+)	33	60	45	84	57	108	69	132
	24	AHF(+)-3624-(*)-RT(+)	33	54	45	78	57	102	69	126
	18	AHF(+)-3618-(*)-RT(+)	33	48	45	72	57	96	69	120
	12	AHF(+)-3612-(*)-RT(+)	33	42	45	66	57	90	69	114
	9	AHF(+)-3609-(*)-RT(+)	33	39	45	63	57	87	69	111
	6	AHF(+)-3606-(*)-RT(+)	33	36	45	60	57	84	69	108
30	24	AHF(+)-3024-(*)-RT(+)	30	54	42	78	54	102	66	126
	18	AHF(+)-3018-(*)-RT(+)	30	48	42	72	54	96	66	120
	12	AHF(+)-3012-(*)-RT(+)	30	42	42	66	54	90	66	114
	9	AHF(+)-3009-(*)-RT(+)	30	39	42	63	54	87	66	111
	6	AHF(+)-3006-(*)-RT(+)	30	36	42	60	54	84	66	108
24	18	AHF(+)-2418-(*)-RT(+)	27	48	39	72	51	96	63	120
	12	AHF(+)-2412-(*)-RT(+)	27	42	39	66	51	90	63	114
	9	AHF(+)-2409-(*)-RT(+)	27	39	39	63	51	87	63	111
	6	AHF(+)-2406-(*)-RT(+)	27	36	39	60	51	84	63	108
18	12	AHF(+)-1812-(*)-RT(+)	24	42	36	66	48	90	60	114
	9	AHF(+)-1809-(*)-RT(+)	24	39	36	63	48	87	60	111
	6	AHF(+)-1806-(*)-RT(+)	24	36	36	60	48	84	60	108
12	9	AHF(+)-1209-(*)-RT(+)	21	39	33	63	45	87	57	111
	6	AHF(+)-1206-(*)-RT(+)	21	36	33	60	45	84	57	108
9	6	AHF(+)-0906-(*)-RT(+)	19-1/2	36	31-1/2	60	43-1/2	84	55-1/2	108

(†) Insert side rail depth. (*) Insert bottom style to complete Catalogue Number. (+) Insert radius (12" - 48").
Includes 2 pairs of splice plates with hardware.