

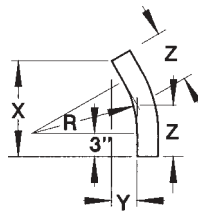


H-Style Fittings Vertical Bends 30°

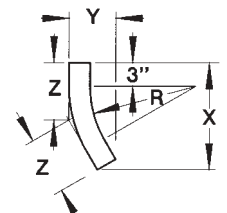
Aluminum Cable Tray



Outside Bend

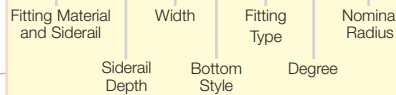


Inside Bend



Part Numbering System

AHF-6-12-L-VO30-24



Selection Guide

Inside Tray Widths:

6, 9, 12, 18, 24, 30, 36

Angle: **30°**

Nominal Radius: **12, 24, 36, 48**

Bottom Styles: **L-** Ladder, **V-** Ventilated, **S-** Solid

Side Rail Depth: **4"- 7"**

Technical Specifications

Aluminum
Fittings

30° Vertical BEND — H-Style

Nominal Radius R	Width	Catalogue Number	(+ VO Siderail Height 4" - 7"			(+ VI Siderail Height												
			X	Y	Z	4"			5"			6"			7"			
			X	Y	Z	X	Y	Z	X	Y	Z	X	Y	Z	X	Y	Z	
12	6	AHF(+)-06-(*)-(+30-12																
	9	AHF(+)-09-(*)-(+30-12																
	12	AHF(+)-12-(*)-(+30-12																
	18	AHF(+)-18-(*)-(+30-12	11-5/8	3-1/8	6-3/16	13-11/16	7-5/16	7-5/16	14-1/8	8-3/16	7-9/16	14-11/16	9-3/8	7-7/8	13-11/16	10-5/16	8-1/8	
	24	AHF(+)-24-(*)-(+30-12																
	30	AHF(+)-30-(*)-(+30-12																
36	AHF(+)-36-(*)-(+30-12																	
24	6	AHF(+)-06-(*)-(+30-24																
	9	AHF(+)-09-(*)-(+30-24																
	12	AHF(+)-12-(*)-(+30-24																
	18	AHF(+)-18-(*)-(+30-24	17-5/8	4-11/16	9-7/16	19-11/16	8-7/8	10-9/16	20-1/8	9-13/16	10-13/16	20-11/16	10-15/16	11-1/8	19-11/16	11-15/16	11-3/8	
	24	AHF(+)-24-(*)-(+30-24																
	30	AHF(+)-30-(*)-(+30-24																
36	AHF(+)-36-(*)-(+30-24																	
36	6	AHF(+)-06-(*)-(+30-36																
	9	AHF(+)-09-(*)-(+30-36																
	12	AHF(+)-12-(*)-(+30-36																
	18	AHF(+)-18-(*)-(+30-36	23-5/8	6-5/16	12-5/8	25-11/16	10-1/2	13-6/8	26-1/8	11-3/8	14	26-11/16	12-9/16	14-5/16	25-11/16	13-9/16	14-9/16	
	24	AHF(+)-24-(*)-(+30-36																
	30	AHF(+)-30-(*)-(+30-36																
36	AHF(+)-36-(*)-(+30-36																	
48	6	AHF(+)-06-(*)-(+30-48																
	9	AHF(+)-09-(*)-(+30-48																
	12	AHF(+)-12-(*)-(+30-48																
	18	AHF(+)-18-(*)-(+30-48	29-5/8	7-15/16	15-7/8	31-11/16	12-1/8	17	32-1/8	13	17-1/4	32-11/16	14-3/16	17-9/16	31-11/16	15-1/8	17-13/16	
	24	AHF(+)-24-(*)-(+30-48																
	30	AHF(+)-30-(*)-(+30-48																
36	AHF(+)-36-(*)-(+30-48																	

(†) Insert side rail depth. (*) Insert bottom style to complete Catalogue Number. (+) Insert "VO" for vertical outside or "VI" for vertical inside. Includes 1 pair of splice plates with hardware.