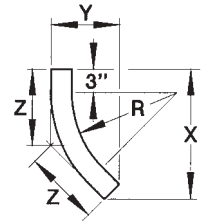

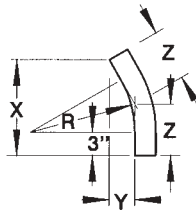



H-Style Fittings Vertical Bends 45°

Aluminum Cable Tray



Part Numbering System

AHF-5-24-S-VI45-48

Fitting Material and Siderail	Width	Fitting Type	Nominal Radius
Siderail Depth	Bottom Style	Degree	

Selection Guide

Inside Tray Widths:

6, 9, 12, 18, 24, 30, 36

Angle: **45°**

Nominal Radius: **12, 24, 36, 48**

Bottom Styles: **L-** Ladder, **V-** Ventilated, **S-** Solid

Side Rail Depth: **4"- 7"**

Technical Specifications

Aluminum Fittings

45° Vertical BEND — H-Style

Nominal Radius R	Width	Catalogue Number	(+ VO Siderail Height 4" - 7"			(+ VI Siderail Height											
			X	Y	Z	4"			5"			6"			7"		
			X	Y	Z	X	Y	Z	X	Y	Z	X	Y	Z	X	Y	Z
12	6	AHF(+)-06-(*)-(+45-12															
	9	AHF(+)-09-(*)-(+45-12															
	12	AHF(+)-12-(*)-(+45-12															
	18	AHF(+)-18-(*)-(+45-12	13-5/8	5-5/8	8	16-9/16	9-13/16	9-11/16	17-3/16	10-11/16	10-1/16	18	11-7/8	10-9/16	18-11/16	12-7/8	10-15/16
	24	AHF(+)-24-(*)-(+45-12															
	30	AHF(+)-30-(*)-(+45-12															
36	AHF(+)-36-(*)-(+45-12																
24	6	AHF(+)-06-(*)-(+45-24															
	9	AHF(+)-09-(*)-(+45-24															
	12	AHF(+)-12-(*)-(+45-24															
	18	AHF(+)-18-(*)-(+45-24	22-1/16	9-1/8	12-15/16	25-1/16	13-5/16	14-11/16	25-11/16	14-1/4	15-1/16	26-1/2	15-3/8	15-1/2	27-3/16	16-3/8	15-15/16
	24	AHF(+)-24-(*)-(+45-24															
	30	AHF(+)-30-(*)-(+45-24															
36	AHF(+)-36-(*)-(+45-24																
36	6	AHF(+)-06-(*)-(+45-36															
	9	AHF(+)-09-(*)-(+45-36															
	12	AHF(+)-12-(*)-(+45-36															
	18	AHF(+)-18-(*)-(+45-36	30-9/16	12-11/16	17-15/16	33-1/2	16-13/16	19-5/8	34-3/16	17-3/4	20	35	18-7/8	20-1/2	35-11/16	19-7/8	20-7/8
	24	AHF(+)-24-(*)-(+45-36															
	30	AHF(+)-30-(*)-(+45-36															
36	AHF(+)-36-(*)-(+45-36																
48	6	AHF(+)-06-(*)-(+45-48															
	9	AHF(+)-09-(*)-(+45-48															
	12	AHF(+)-12-(*)-(+45-48															
	18	AHF(+)-18-(*)-(+45-48	39-1/16	16-3/16	22-7/8	42	20-3/8	24-5/8	42-5/8	21-1/4	25	43-1/2	22-7/16	25-7/16	44-3/16	23-3/8	25-7/8
	24	AHF(+)-24-(*)-(+45-48															
	30	AHF(+)-30-(*)-(+45-48															
36	AHF(+)-36-(*)-(+45-48																

(†) Insert side rail depth.(*) Insert bottom style to complete Catalogue Number. (+) Insert "VO" for vertical outside or "VI" for vertical inside. Includes 1 pair of splice plates with hardware.