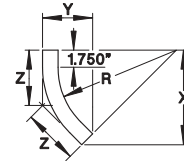

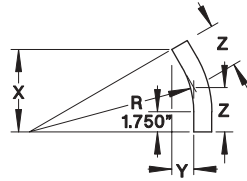



Aluminum Cable Tray

U-Style Fittings Vertical Bends

45°



Part Numbering System

AUF-5-24-S-VI45-48

Fitting Material and Siderail	Width	Fitting Type	Nominal Radius
Siderail Depth	Bottom Style	Degree	

Selection Guide

Inside Tray Widths:
6, 9, 12, 18, 24, 30, 36

Angle: **45°**

Nominal Radius: **12, 24, 36, 48**

Bottom Styles: **L**- Ladder, **V**- Ventilated, **S**- Solid

Side Rail Depth: **4"- 7"**

Technical Specifications

45° Vertical BEND — U-Style

Nominal Radius	R	Width	Catalogue Number	(+) VO Siderail			(+) VI Siderail Height											
				Height 4" - 7"			4"			5"			6"			7"		
				X	Y	Z	X	Y	Z	X	Y	Z	X	Y	Z	X	Y	Z
12	6		AUF(+)-06-(*)-(+)45-12															
	9		AUF(+)-09-(*)-(+)45-12															
	12		AUF(+)-12-(*)-(+)45-12															
	18		AUF(+)-18-(*)-(+)45-12	11-1/2	4-3/4	6-3/4	14-7/16	8-15/16	8-7/16	15-1/16	9-13/16	8-13/16	15-7/8	10-15/16	9-5/16	16-9/16	12	9-3/4
	24		AUF(+)-24-(*)-(+)45-12															
	30		AUF(+)-30-(*)-(+)45-12															
36		AUF(+)-36-(*)-(+)45-12																
24	6		AUF(+)-06-(*)-(+)45-24															
	9		AUF(+)-09-(*)-(+)45-24															
	12		AUF(+)-12-(*)-(+)45-24															
	18		AUF(+)-18-(*)-(+)45-24	19-15/16	8-1/4	11-11/16	22-15/16	12-7/16	13-7/16	23-9/16	13-3/8	13-13/16	24-5/16	14-7/16	14-1/4	25-1/16	15-1/2	14-11/16
	24		AUF(+)-24-(*)-(+)45-24															
	30		AUF(+)-30-(*)-(+)45-24															
36		AUF(+)-36-(*)-(+)45-24																
36	6		AUF(+)-06-(*)-(+)45-36															
	9		AUF(+)-09-(*)-(+)45-36															
	12		AUF(+)-12-(*)-(+)45-36															
	18		AUF(+)-18-(*)-(+)45-36	28-7/16	11-13/16	16-11/16	31-3/8	15-15/16	18-3/8	32-1/16	16-7/8	18-3/4	32-13/16	18	19-1/4	33-9/16	19	19-11/16
	24		AUF(+)-24-(*)-(+)45-36															
	30		AUF(+)-30-(*)-(+)45-36															
36		AUF(+)-36-(*)-(+)45-36																
48	6		AUF(+)-06-(*)-(+)45-48															
	9		AUF(+)-09-(*)-(+)45-48															
	12		AUF(+)-12-(*)-(+)45-48															
	18		AUF(+)-18-(*)-(+)45-48	36-15/16	15-5/16	21-5/8	39-7/8	19-1/2	23-3/8	40-1/2	20-3/8	23-3/4	41-5/16	21-1/2	24-3/16	42-1/16	22-9/16	24-5/8
	24		AUF(+)-24-(*)-(+)45-48															
	30		AUF(+)-30-(*)-(+)45-48															
36		AUF(+)-36-(*)-(+)45-48																

(†) Insert side rail depth. (*) Insert bottom style to complete Catalogue Number. (+) Insert "VO" for vertical outside or "VI" for vertical inside. Includes 1 pair of splice plates with hardware.

T&B aluminum cable tray is composed of two distinct systems H-Style and U-Style. These systems are interchangeable.