

Aluminum Cable Tray

Covers Straight Cover Number Selection

Tray Covers

- Tray covers are available for all classes of tray. They should be installed where falling objects may damage cables or where vertical tray run is accessible by pedestrian or vehicular traffic.


Cover mounting hardware must be ordered separately.

Solid Covers

- These covers provide maximum mechanical protection for cables with limited heat build up. Solid covers are available with or without flange.

Flanged covers have 1/2" flange.

Cover mounting hardware must be ordered separately.



Ventilated Flanged Covers

- This design offers excellent mechanical protection while allowing heat produced by cables to dissipate.

Cover mounting hardware must be ordered separately.




Peaked Flanged Covers

- Peaked covers offer mechanical protection reduce pooling of liquids on the cover and accumulation of snow or ice.

Peaked covers have 15° rise.

Covers greater than 12" wide available in 72" and 3m lengths only.

Cover mounting hardware must be ordered separately.



Covers Straight Cover Number Selection

Aluminum Cable Tray

Straight Cover Number Selection

(ABW-1-12)-SNC-72

Material	Cover Series	Width	Cover Type	Length
ABW • Aluminum Accessory	1 • For tray series: AH04, AH14 2 • For tray series: AH06, AH24, AH34, AH44, AH54, AH25, AH35, AH45, AH16, AH26 3 • For tray series: AH36, AH46, AH56, AH66, AH27, AH2C7, AH37	06 • (6") 09 • (9") 12 • (12") 18 • (18") 24 • (24") 30 • (30") 36 • (36")	SNC • Solid Non-Flanged Cover SFC • Solid Flanged Cover VFC • Ventilated Flanged Cover *PFC • Peaked Flanged Cover	72 • (72") 144 • (12ft) 3 • (3 m)

* Peaked covers greater than 12" wide available in 72" and 3m lengths only.

Fitting Cover Number Selection

A U W - 1 2 - S N C - H B 9 0 - 2 4

Material	Fitting Style	Width	Cover Type	Fitting Type	Degree	Radius
A • Aluminum	UW • U-Beam HW • H-Beam	06 • (6") 09 • (9") 12 • (12") 18 • (18") 24 • (24") 30 • (30") 36 • (36")	SNC • Solid Non-Flanged Cover SFC • Solid Flanged Cover VFC • Ventilated Flanged Cover	HB • Horizontal Bend VI • Vertical Inside Bend	30 • (30°) 45 • (45°) 60 • (60°) 90 • (90°)	12 • (12") 24 • (24") 36 • (36") 48 • (48")

Fitting Cover Number Selection

A U W - 1 8 - 1 2 - S N C - R T - 1 2

Material	Fitting Style	Width 1	Width 2	Cover Type	Fitting Type	Radius*
A • Aluminum	UW • U-Beam HW • H-Beam	06 • (6") 09 • (9") 12 • (12") 18 • (18") 24 • (24") 30 • (30") 36 • (36")	06 • (6") 09 • (9") 12 • (12") 18 • (18") 24 • (24") 30 • (30") 36 • (36")	SNC • Solid Non-Flanged Cover SFC • Solid Flanged Cover VFC • Ventilated Flanged Cover	RT • Horizontal Reduce Tee ET • Horizontal Expand Tee EX • Horizontal Expand Cross HSR • Horizontal Straight Reducer HLR • Horizontal Left Reducer HRR • Horizontal Right Reducer HT • Horizontal Tee HX • Horizontal Cross VTU • Vertical Tee Up HYR • Horizontal Wye Right HYL • Horizontal Wye Left	12 • (12") 24 • (24") 36 • (36") 48 • (48")

NOTE: For ET and EX, W2 > W1. For RT, HSR, HLR, HRR, W1 > W2.

* Radius not required for HSR, HLR, HRR, HYR, HYL

Note: For Peaked fitting covers refer to pages 248 to 250

Covers Fitting Cover Number Selection

Aluminum Cable Tray

Fitting Cover Number Selection

A U W - 4 - 1 2 - S N C - V O 9 0 - 2 4

Material	Fitting Style	Siderail Height	Width	Cover Type	Fitting Type	*Degree	Radius
A • Aluminum	UW • U-Beam HW • H-Beam	4 • (4") 5 • (5") 6 • (6") 7 • (7")	06 • (6") 09 • (9") 12 • (12") 18 • (18") 24 • (24") 30 • (30") 36 • (36")	SNC • Solid Non-Flanged Cover SFC • Solid Flanged Cover VFC • Ventilated Flanged Cover	VO • Vertical Outside Bend VTD • Vertical Tee Down CS • Cable Support	30 • (30°) 45 • (45°) 60 • (60°) 90 • (90°)	12 • (12") 24 • (24") 36 • (36") 48 • (48")

* Not required for VTD nor for CS.

Note: For Peaked fitting covers refer to page 248 to 250

Aluminum Cable Tray

Accessories For Covers

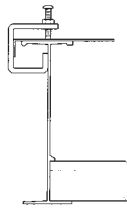
Quantity of Standard Cover Clamps Required

Straight section (6 ft.)	4 pcs.	Tees	6 pcs.
Straight section (12 ft./ 3m)	6 pcs.	Crosses	8 pcs.
Horizontal and Vertical Bends	4 pcs.		

Note: When using the Heavy Duty Cover Clamp, only half the quantity of pieces are required.

IMPORTANT NOTE: "B" in catalogue number indicates this accessory can be used for both styles.

Economical Cover Clamp

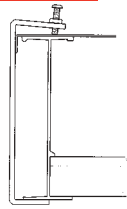



Rigid indoor cover clamp for flat and flanged covers.

Catalogue Number	Material	Siderail Height
ABW-SCC	Zinc Plated Steel	All Sizes

Cannot be used with U-Style fittings.
Can be used with straights and AH fittings only.

Universal Fitting Cover Clamp




Rigid indoor cover clamp for flat and flanged covers.

Catalogue Number	Material	Siderail Height
ABW(*)FCC	Zinc Plated Steel	4" 5" 6" 7"

(*) Insert siderail height

Heavy Duty Cover Clamp



Wraparound design offers added protection for rugged applications and outdoor conditions.
Hardware included.

Catalogue Number	Material	Siderail Height	Width of Tray
ABW4(*)HCC	Aluminum	4"	06"
ABW5(*)HCC		5"	09"
ABW6(*)HCC		6"	12"
ABW7(*)HCC		7"	18" 24" 30" 36" 42"


(*) Insert width of tray

T&B aluminum cable tray is composed of two distinct systems H-Style and U-Style. These systems are interchangeable.

Accessories For Covers

Aluminum Cable Tray

Extreme Heavy Duty Cover Clamp




Wraparound design offers added protection for rugged applications and outdoor conditions. Hardware included.

Catalogue Number	Material	Siderail Height	Width of Tray
ABW4(*)ECC	Aluminum	4"	06"
ABW5(*)ECC		5"	09"
ABW6(*)ECC		6"	12"
ABW7(*)ECC		7"	18"
			24"
			30"
			36"

(*) Insert width of tray

Heavy Duty Peaked Cover Clamp




Wraparound design formed to fit peaked cover for outdoor applications. Hardware included.

Catalogue Number	Material	Siderail Height	Width of Tray
ABW4(*)HPC	Aluminum	4"	06"
ABW5(*)HPC		5"	09"
ABW6(*)HPC		6"	12"
ABW7(*)HPC		7"	18"
			24"
			30"
			36"

(*) Insert width of tray

Aluminum
Accessories

Combination Hold Down Cover Clamp



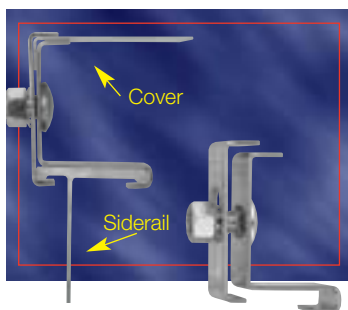
Designed to secure flat and flanged covers with hold down feature.

Catalogue Number	Material	Siderail Height
ABW-4-CCC	Aluminum	4"
ABW-5-CCC		5"
ABW-6-CCC		6"
ABW-7-CCC		7"

Aluminum Cable Tray

Accessories For Covers

Raised Cover Clamp




Designed to raise cover above tray for added ventilation.

Catalogue Number	Material	*Cover Series	+Cover Offset
ABW(*) (+) RCC	Zinc Plated Steel	1, 2, 3	1" 2" 3"

(*) Cover series
(+) Cover offset

Peaked End Cap




Used for transition between peaked covers to straight covers.

Catalogue Number	Material	Width of Tray
ABW(*) PEC	Aluminum	6" 9" 12" 18" 24" 30" 36"

(*) Insert Width of tray

Cover Joint Strip



Strip used for joining covers end to end.

Catalogue Number	Material	Width of Tray
ABW(*) SCS	Plastic	6" 9" 12" 18" 24" 30" 36"

(*) Insert Width of Tray